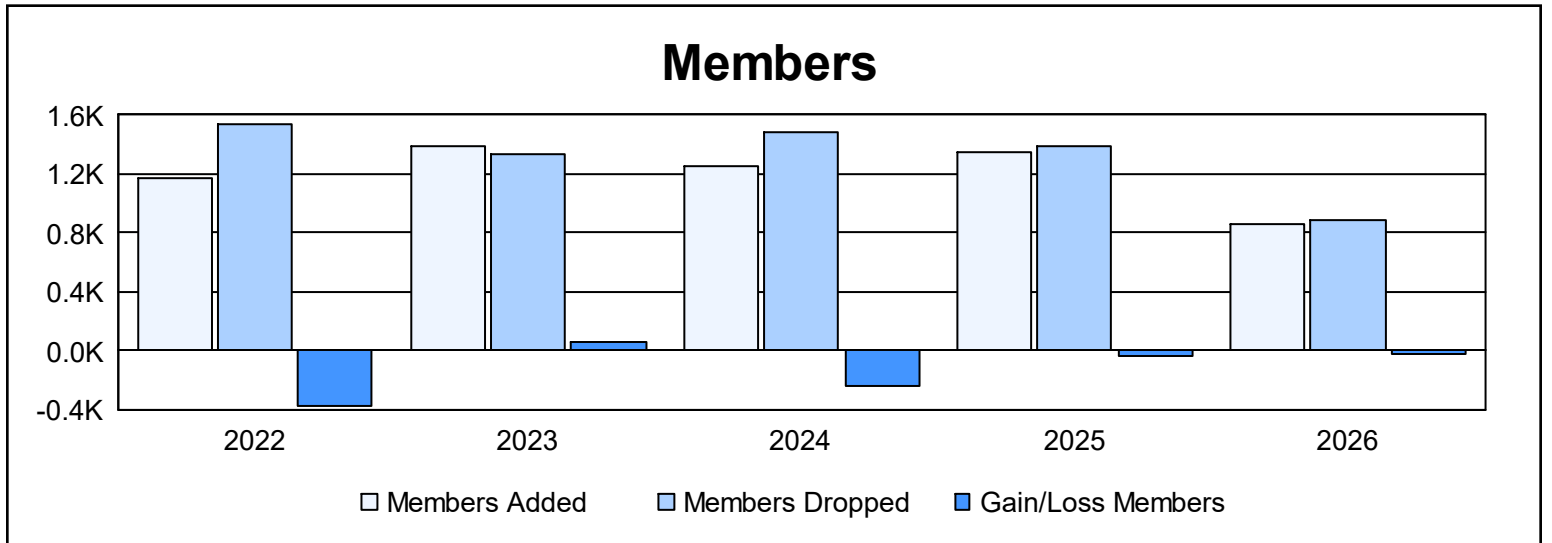
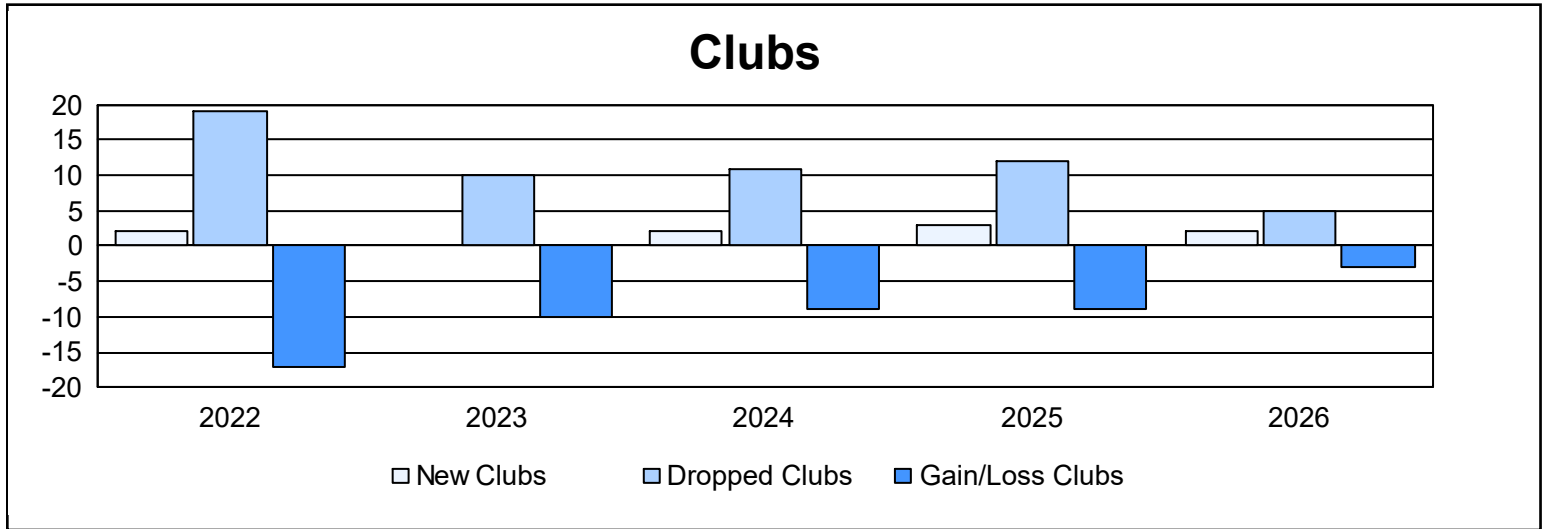


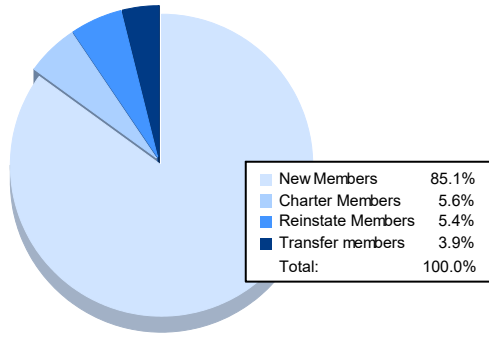
# Multiple District 1

As of March 2026 Cumulative

Year	New Clubs	Dropped Clubs	Gain/ Loss Clubs	New Members	Charter Members	Reinstate Members	Transfer Members	Total Member Added	Total Members Dropped	Gain/ Loss Members
2021-2022	2	19	-17	991	45	86	46	1,168	1,540	-372
2022-2023	0	10	-10	1,206	3	127	59	1,395	1,339	56
2023-2024	2	11	-9	1,025	100	59	64	1,248	1,486	-238
2024-2025	3	12	-9	1,119	106	85	34	1,344	1,385	-41
2025-2026	2	5	-3	735	48	47	34	864	890	-26
<b>Average</b>	<b>2</b>	<b>11</b>	<b>-10</b>	<b>1,015</b>	<b>60</b>	<b>81</b>	<b>47</b>	<b>1,204</b>	<b>1,328</b>	<b>-124</b>



### Membership Composition March 2026 Cumulative



### Gender Composition March 2026 Cumulative

